

参数.尺寸 Parameter 型号Model	管径Tube diameterDN (mm)	投药口 dosing inlet ϕ d (mm)	管长 length of tube L	法兰尺寸 Flange dimension(mm)			螺孔数量 Quantity of bolt holes n	螺孔直径 diameter of bold holes ϕ d	流量 FlowQ (m^3/h)	总损失 Total loss(m)	质量 Weight (kg)
				D0	D	D1					
GH-450	450	25	2600	450	615	565	20	26	367	0.16	520
GH-500	500	32	2800	500	670	620	20	26	460	0.16	740
GH-600	600	32	3600	600	780	725	20	30	900	0.29	1010
GH-700	700	32	3800	700	895	840	24	30	1350	0.33	1350
GH-800	800	40	4400	800	1010	950	24	34	2250	0.50	1650
GH-900	900	40	4700	900	1110	1050	28	34	3000	0.57	1860
GH-1000	1000	65	5200	1000	1220	1160	28	34	3500	0.57	2680
GH-1200	1200	85	6200	1200	1450	1380	32	41	6000	0.69	4400
GH-1400	1400	85	7400	1400	1675	1590	36	48	10000	1.01	4980

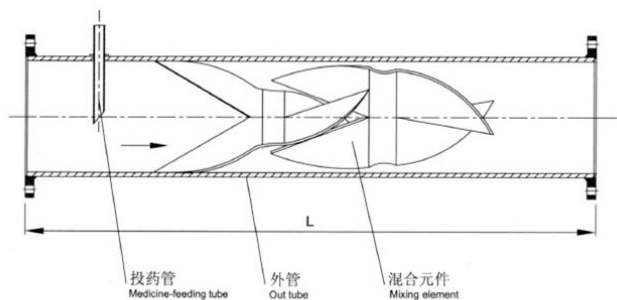
构造及工作过程 Structure and Operating Process

如下图所示，管式混合器由投药管、混合元件和外管组成。

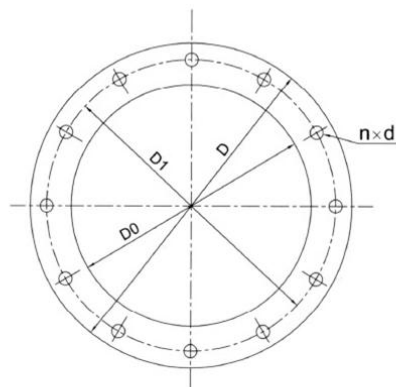
投药管置于混合器上游，原水加药剂后，经过各混合元件时产生多次对分切割，正反旋流运动和交叉混合，使药剂与源水充分混合后流出。

As shown in the following drawing, the tube type mixer consists of agent dosing tube, the mixed components and the outer tube.

The agent dosing tube is installed in the upper part of the mixer, After dosed agent, the raw water will be halving cut for a couple of times through the mixed components and clockwise/ -anti-clockwise cyclone movements and inter-crossing mixing, the raw water will be fully mixed with the dosage and flow out.



管式混合器外形图
Drawing of the external appearance of the tube type mixer



进出口法兰尺寸
Flange dimensions of the inlet and outlet

(注：法兰尺寸可根据用户要求供货)

(Note: For the flange dimensions, the supply can be made according to the user's requirements.)

GH型管式混合器

GH Tube Type Mixer

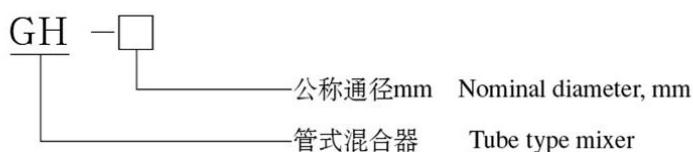
用途 Usage

GH型管式混合器用于自来水厂、污水处理厂投药，混合，使药剂与原水充分混合。

GH tube type mixer is used for dosing agents and mixing them with the raw water for full dissolution in water plant and sewage treatment plant.



型号表示方法 Type Code



特点 Features:

- 1)采用先进技术，混合效果好、水头损失小；
 - 2)本产品串接在输送管道中，不另占地，节约工程用地面积；
 - 3)无运动件，各元件仅有水力磨损，寿命长，无需维护；
 - 4)结构简单，安装方便。
 - 5)本系列产品采用交叉固定的三个混合元件，可根据工艺需要变更混合元件的数量。
- 1) Introduce advanced technology , good mixing effectiveness, less loss of water head.
 - 2)The product is connected to the conveying pipes in series without the occupation of land for saving the land-use area for the project.
 - 3)No moving parts, except for the hydraulic friction, all components have long service life and no need for maintenance.
 - 4) Simple structure and facile installation.
 - 5)This series Of products employ three crossing fixed components, and the quantity of the mixing components can be changed in accordance with the technological requirement.

主要技术参数及尺寸

Main Technical Parameters and Dimensions

参数.尺寸 Parameter 型号Model	管径Tube diameterDN (mm)	投药口 dosing inlet φ d (mm)	管长 length of tube L	法兰尺寸 Flange dimension(mm)			螺孔数量 Quantity of bolt holes n	螺孔直径 diameter of bold holes φ d	流量 FlowQ (m ³ /h)	总损失 Total loss(m)	质量 Weight (kg)
				D0	D	D1					
GH-200	200	25	1300	200	340	295	8	22	46	0.06	160
GH-250	250	25	1600	250	395	350	12	22	65	0.06	230
GH-300	300	25	1900	300	445	400	12	22	92	0.06	250
GH-350	350	25	2000	350	505	460	16	22	146	0.08	310
GH-400	400	25	2400	400	565	515	16	26	250	0.12	380